


# Safety magnetic controller

According to VDE 0660 Part 209

BIA-certified  
 System type 4  
 consists of  
 magnetic monitoring system (1)  
 coded magnet (2)  
 coded magnetic switch (3)



(1)



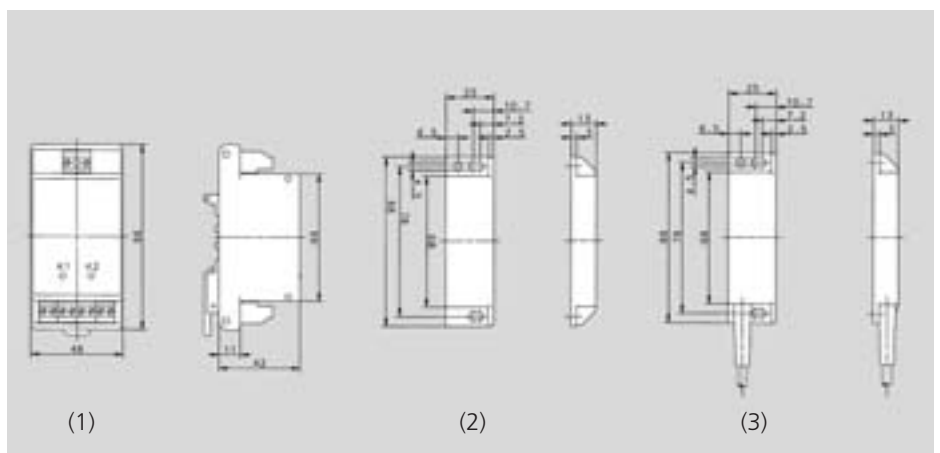
(2) (3)

<b>Model description</b>	
<b>Part number</b>	
Max. connectable sensor units	
Normally-open contact	
Combined normally-open/normally-closed contact	
Changeover contact	
<b>Operating voltage</b>	
AC 230 V	
AC 24 V	
DC 24 V	
Input current	
<b>Switching capacity, safety contact</b>	
Switching voltage	max.
Switching current	max.
Switching capacity	max.
LED: Status of hazard/switching status	
Relay: forced disconnection/standard	
<b>Ambient conditions</b>	
Temperature range	min./max.
Protection type (according to DIN 40050)	
Humidity class (according to DIN 40040)	
Housing material	
Attachment option	
Connection type: terminal block/cable	
Connection diagram (page/pos.)	
Sensing distance	S on min. S off max.
<b>Approvals</b>	
Stock status: Ex stock/Built to order	

MÜZ-102/24	TK-42-CD	MAK-4237-3
<b>639.2701.006</b>	<b>640.2042.015</b>	<b>649.0742.008</b>
1	–	–
●	–	–
–	–	●
–	–	–
<b>Operating voltage</b>		
–	–	–
●	–	–
–	–	–
0.1 A	–	–
<b>Switching capacity, safety contact</b>		
AC 250 V	–	DC 30 V
8 A	–	–
1500 VA	–	250 mW
–/●	–	–
●/–	–	–
<b>Ambient conditions</b>		
0 °C/+55 °C	–20 °C/+70 °C	–20 °C/+70 °C
32 °F/+131 °F	–4 °F/+158 °F	–4 °F/+158 °F
IP 20	IP 67	IP 67
E	–	–
PA 6.6	PA 6.6	PA 6.6
TS 35 (DIN 50022)	M 4	M 4
max. 2.5 mm <sup>2</sup> /–	–	–/4 x 0.25 mm <sup>2</sup>
260/1	–	–
–	–	3 mm
–	–	14 mm
<b>Approvals</b>		
BIA/SUVA	BIA/SUVA	BIA/SUVA
●/–	●/–	●/–

All dimensions in mm


All sensor units refer to the standard cable length of 3 m




(1)

(2)

(3)

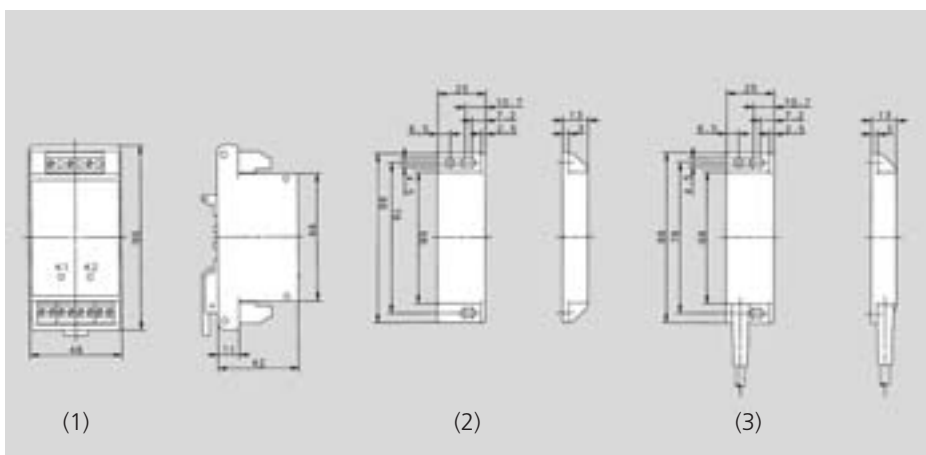


(1)



(2) (3)

MÜZ-102/24-UM 639.2701.010	TK-42-CD 640.2042.015	MAK-4237-3 649.0742.008
1	-	-
-	-	-
-	-	●
●	-	-
-	-	-
●	-	-
-	-	-
0.1 A	-	-
AC 250 V	-	DC 30 V
8 A	-	-
1500 VA	-	250 mW
-/●	-	-
●/-	-	-
0 °C/+55 °C	-20 °C/+70 °C	-20 °C/+70 °C
32 °F/+131 °F	-4 °F/+158 °F	-4 °F/+158 °F
IP 20	IP 67	IP 67
E	-	-
PA 6.6	PA 6.6	PA 6.6
TS 35 (DIN 50022)	M 4	M 4
max. 2.5 mm <sup>2</sup> /-	-	-/4 x 0.25 mm <sup>2</sup>
260/2	-	-
-	-	3 mm
-	-	14 mm
BIA/SUVA	BIA/SUVA	BIA/SUVA
●/-	●/-	●/-



(1)

(2)

(3)